

# Spring '23 Newsletter

## Volume 1 - Issue 2

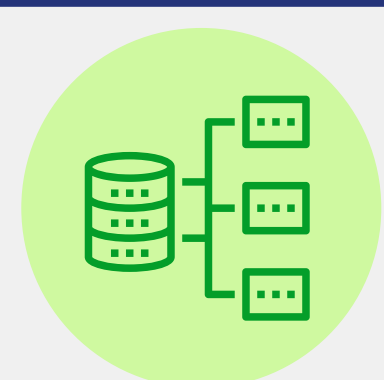
### Division of Research, Planning, and Institutional Effectiveness

Our mission is to provide leadership for continuous improvement of academic achievement and institutional excellence.

### Table of Contents

<b>Fun Facts</b> .....	<b>Page 2</b>
<b>Dashboards</b> .....	<b>Page 2</b>
<b>Grants' Updates</b> .....	<b>Page 2</b>
<b>AB 1705 &amp; AB 1187</b> .....	<b>Page 3</b>
<b>Distance Education</b> .....	<b>Page 3</b>
<b>Contact Us</b> .....	<b>Page 3</b>


### What We Do



Data



Grants



Surveys



Professional  
Development



Accountability

And so  
much more!



**Visit Our Website**



**Submit a Research  
Request**



**Submit an Intent to  
Apply for a Grant Form**

### What's New

#### We've Grown

This past fall semester, we hired our newest Research Analyst, Vinnie Wu, PhD Candidate.

#### Dashboard Trainings

We will have Dashboard Trainings for faculty/staff to learn how to use the dashboards for departmental data needs. Keep an eye out for our emails!

#### Data Coaching

Interested in becoming a Data Coach? We're in the process of launching a new Data Coaching program. Email us at [sbvcresearch@valleycollege.edu](mailto:sbvcresearch@valleycollege.edu)!

#### The Purpose Series Book Discussion

Join us on [February 23](#) and [March 16](#) to discuss "How To Navigate Life: The New Science of Finding Your Way in School, Career & Beyond." Topics include a sense of belonging, evidence-based practices, and more. Pick up your free copy of the book from NH 223!



# Fun Facts for Spring



**19 Years Old**  
 Is the Most Common Age of Our Students (9.3%)



**73% Part-Time**  
 Where Part-Time is Defined as Less Than 12 Units



**70% Enrolled Online**  
 Almost Three-Quarters of Students Are Enrolled in At Least One Online Course



**17% New Students**  
 Over 1,000 Students Enrolled at Valley for the First Time




**1,859 Miles**  
 Is the Greatest Distance Between Valley and its Students (Iowa)



**57% First-Generation**  
 The Majority of Students are First-Generation



**60% Persisted**  
 From Fall 2022 to Spring 2023



**Mathematics**  
 Department Has the Highest Seat Count (12%)


## Dashboards




On December 22, 2022, we launched Valley's first ever data dashboards!  
[Watch the Dashboard 101 recording.](#)

For any questions or to request a dashboard, please email us at [sbvcresearch@valleycollege.edu](mailto:sbvcresearch@valleycollege.edu).

### Currently Available



**Interactive Dashboard Tutorial**  
 Test your dashboard skills!




**Fill Rates**



**Enrollment by Demographics**



**Certificates & Degrees Awarded**



**Success & Retention Rates**

### What You Can Do

- View the most recent data
- View trends for the past 10 years
- Narrow down the view with filters
- View more information using tooltips
- Isolate categories using legends
- Sort the charts/tables
- Export the chart data to Excel or CSV

### What You Cannot Do

- View student-level data
- View instructor-level data

## Grants' Updates

### Pathways to Success: Creating Opportunities in the Arts & Humanities

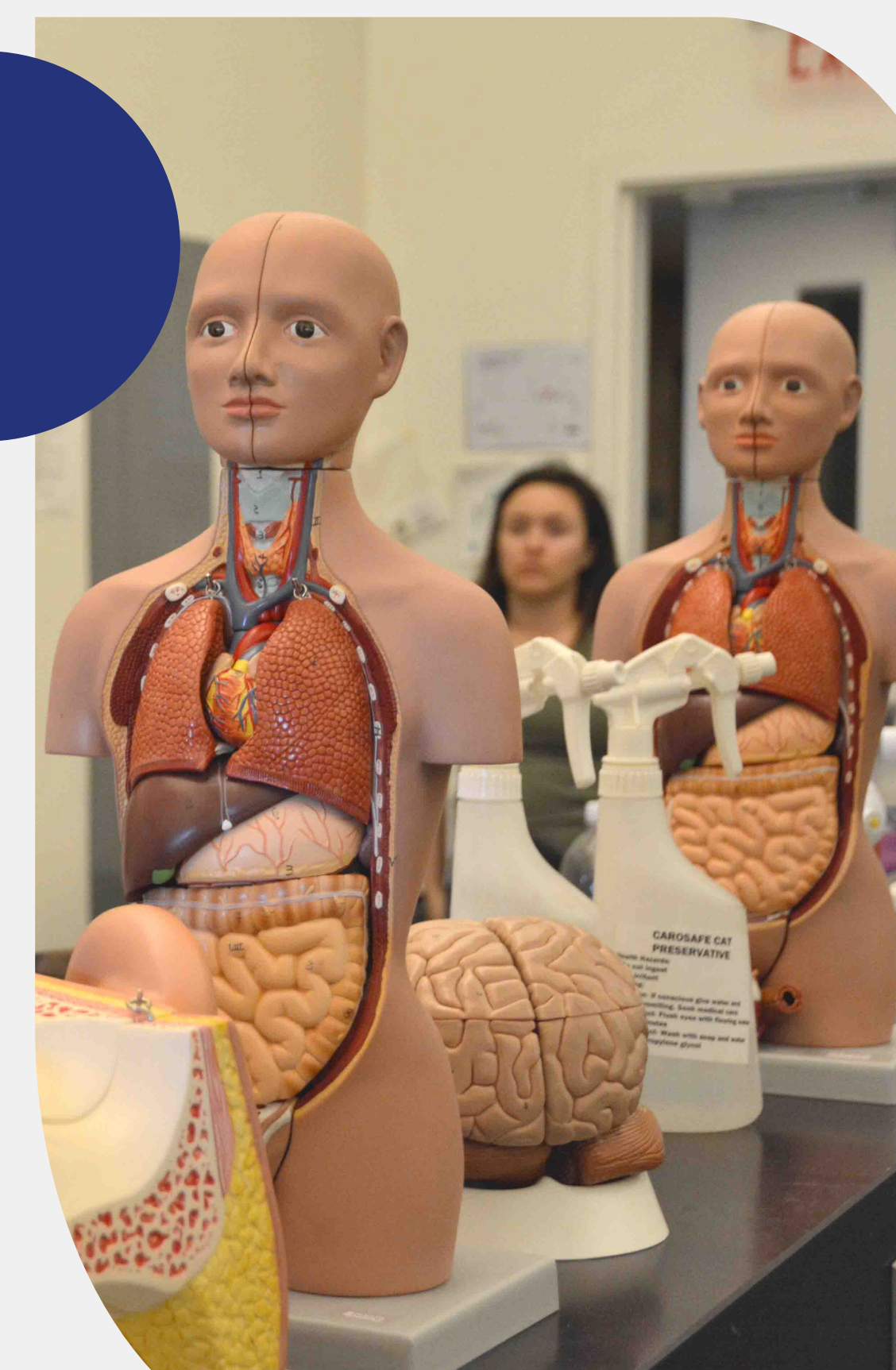
Led by Dr. Mandi Batalo, Art Department Chair  
 Sub-Award Amount: \$151,425  
 Lead Institution: CSUSB

The goal of the project is to improve the academic attainment of Hispanic students and low-income individuals in the arts and humanities disciplines. The grant will provide internship stipends and pre-transfer counseling support.

### California Medicine Scholars Program

Led by Dr. Dan Mayo, STEM-MESA Director  
 Sub-Award Amount: \$40,000  
 Lead Institution: UCR

This program aims to increase the number of physicians from underrepresented backgrounds and address the shortage of medical professionals in underserved communities. The program will provide computers for selected students in the Life Sciences.





# AB 1705 and AB 1187

**AB 1705** strengthens the existing AB 705 requirements and placement practices.

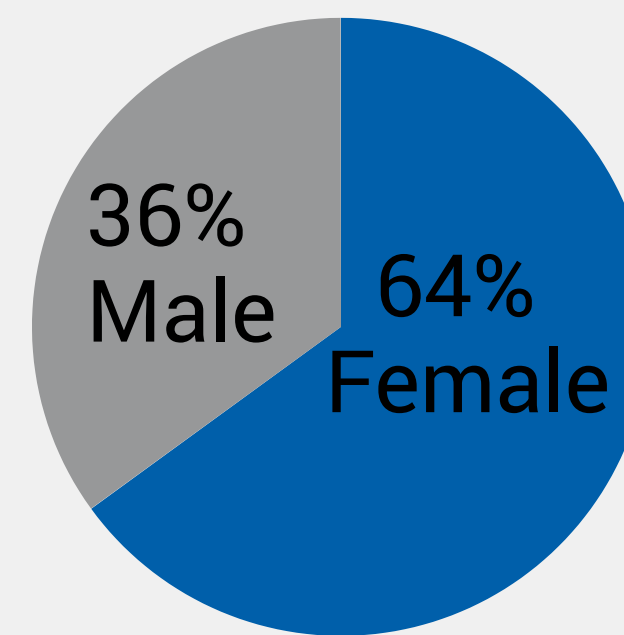
- Community colleges cannot require students to repeat coursework that they successfully completed in high school or college.
- Community colleges must give students access to a transfer-level course that will satisfy a requirement for the intended certificate or associate degree.

**AB 1187** makes supervised tutoring for foundational skills and degree-applicable and transfer-level courses eligible for state apportionment funding.

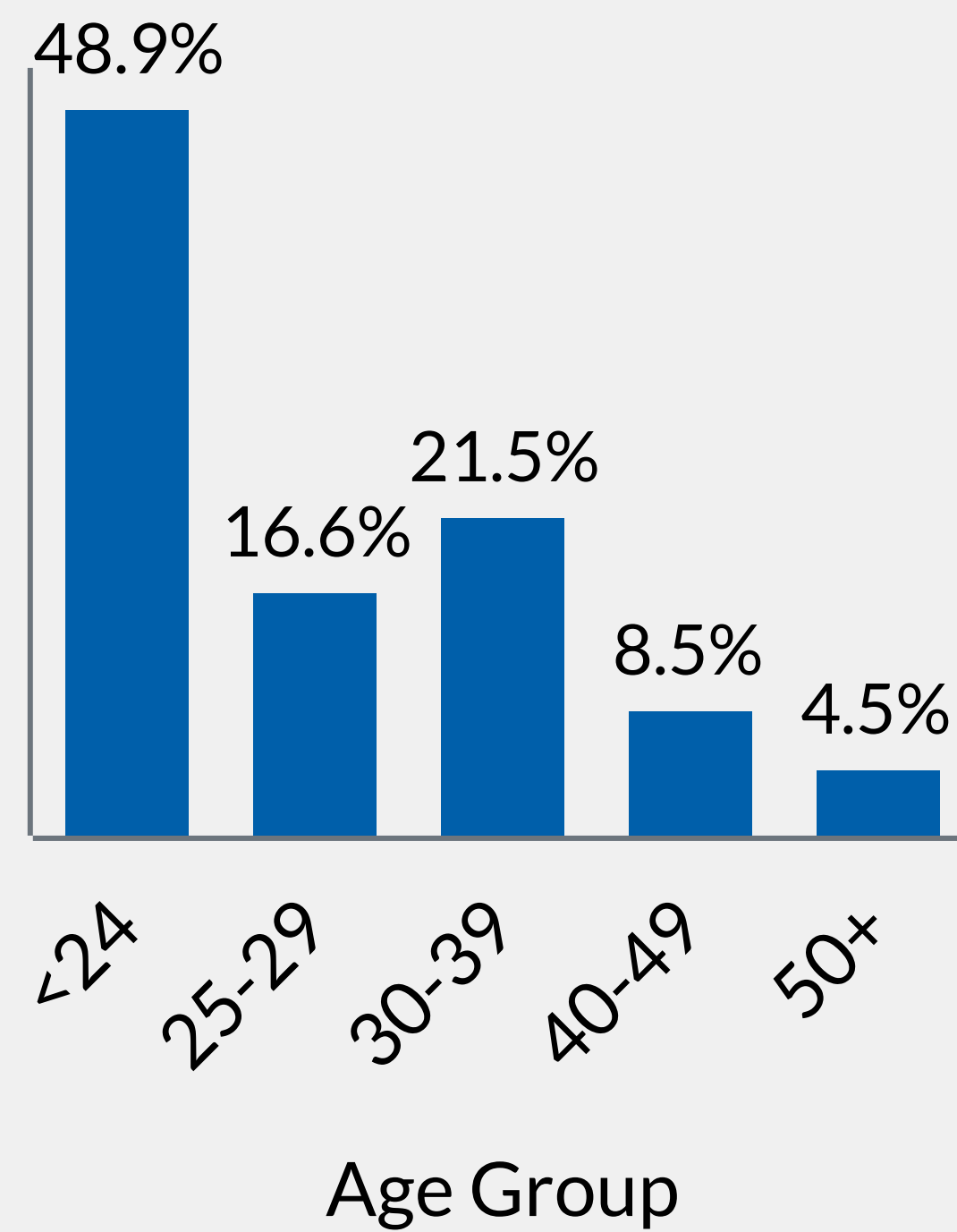
## Distance Education

 **683 Online Course Offerings**


 **71.1% Average Fill Rate**



 **7,194 Students in Online Courses**



Hispanic	69%
White	12%
Black/African American	10%
Asian, Filipino, Pacific Isl./Hawaiian Nat...	4.3%
Two or More Races	3.5%



All data shown is as of 1/30/2023

## Contact Us

**Dr. Joanna Oxendine**  
 Dean with Grants Oversight  
[joxendine@valleycollege.edu](mailto:joxendine@valleycollege.edu)

**Christie Gabriel-Millette**  
 Senior Research & Planning Analyst  
[cgabriel@valleycollege.edu](mailto:cgabriel@valleycollege.edu)

**Rania Hamdy**  
 POD Coordinator  
[rhamdy@valleycollege.edu](mailto:rhamdy@valleycollege.edu)

**Shyla Cobbett**  
 Administrative Assistant  
[scobbett@valleycollege.edu](mailto:scobbett@valleycollege.edu)

**Samantha Homier**  
 Research Analyst  
[shomier@valleycollege.edu](mailto:shomier@valleycollege.edu)

**Girija Raghavan**  
 Accountant  
[graghava@valleycollege.edu](mailto:graghava@valleycollege.edu)

**Alicia Christopher**  
 P/T Project Assistant 3  
[achristopher@valleycollege.edu](mailto:achristopher@valleycollege.edu)

**Vinnie Wu**  
 Research Analyst  
[vwu@valleycollege.edu](mailto:vwu@valleycollege.edu)

