


Valley Up Initiative: Garden Proposal

Garden Group + ASG



Obejective

To request College Council's support in exploring and advancing the integration of a student-led Community Garden & Food Forest Initiative into the Valley Up Initiative, including identifying feasible campus space, resource pathways, and cross-departmental collaboration to address basic needs, student mental health, and experiential learning opportunities.



Barriers to Accessing SBVC Food Resources



Food Pantry

- limited to one bag per week
- open 2 days a week
- limited supply
- location barrier



Snap/EBT

- Not all food insecure students are eligible




Food Pantries

- Transportation barrier
- Mainly non-perishable foods.
- Lack nutritional foods



Food Pantry




Access


- ALL WEEK
- FREE LUNCH
- MAJORITY OF THE DAY

Equity

- 70/30 Split between district



Food Insecurities Impact to SBVC Students





- Lower academic performance (weaker GPAS/ Less likely to transfer)
- Increased stress, anxiety, and depression.
- Lower energy and poor sleep.
- Difficulty concentrating.
- Higher risk of dropping out
- Overall decline in physical and mental well being. (American Psychological Association 2025)






SBVC HAS




POTENTIAL!!






15-25 Pounds (1 Bed)





Reasonable Start Up Crops

- Kale
- Lettuce
- Arugula




Grows within 30-45 days,
can harvest **MULTIPLE**
times, perfect for soil







5-10 pounds per harvest (1 bed)



Herbs (Very Easy Crops)

- Cilantro
- Basil
- Mint




Grows quickly, high usage,
and low maintenance







20-40 pounds

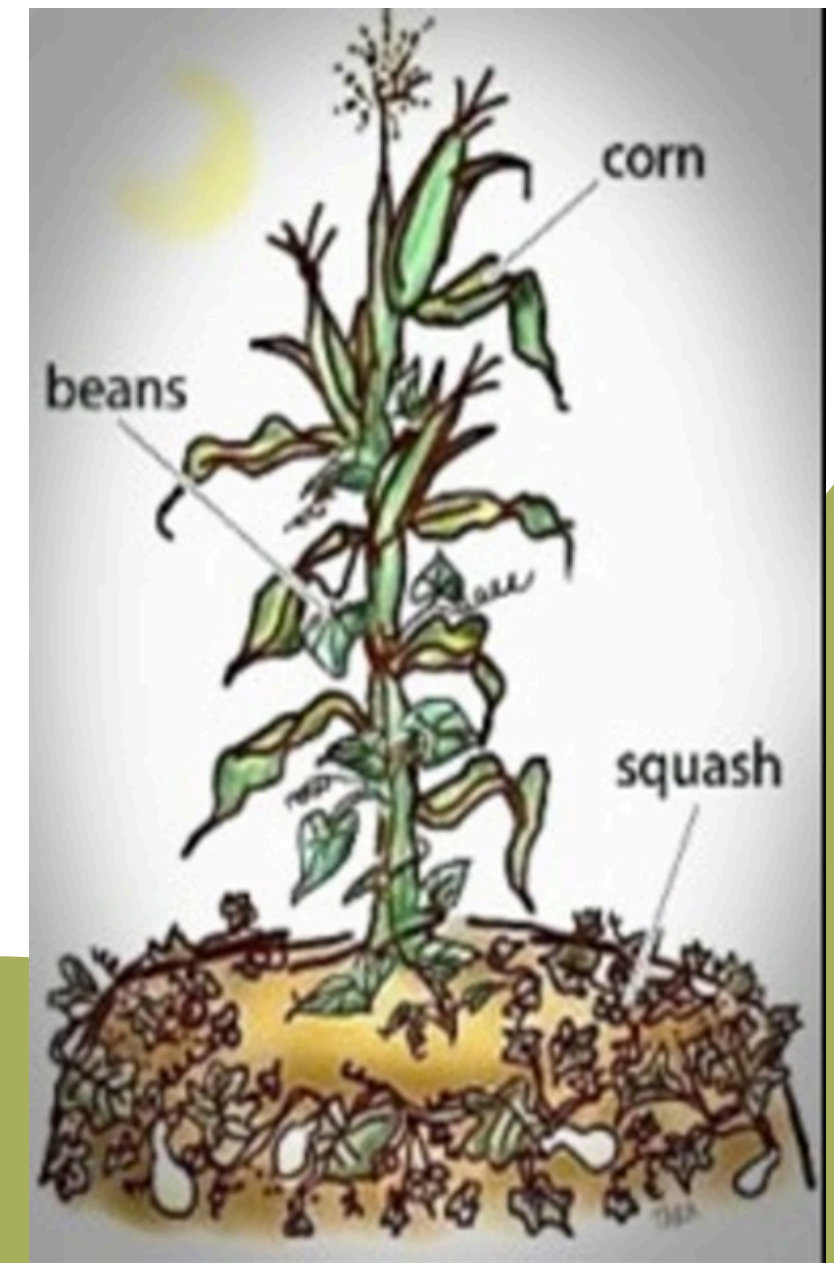



Three Sister Garden (Indigenous)

- Corn
- Beans
- Squash



Takes longer, abundant harvest






5-10 pounds




Tea/ Wellness (Mental Health Focus)

- **Lavender**
- **Chamomile**
- **Lavender**
- **Lemon Balm**



Continuous Harvesting







Impact Per Semester

4 Beds (2x6 each)

- ~37–63 lbs per semester
- 1 lbs per student
- 30-60 students served
per semester





Estimated Startup Cost: ~\$9,000

Raised garden beds and materials: ~\$2,500

Soil, compost, and amendments: ~\$1,200


Irrigation system (drip system, hoses, timers): ~\$1,500



Seeds and starter plants: ~\$500

Tools and storage: ~\$800

Fencing and site preparation: ~\$2,000



Miscellaneous/maintenance buffer: ~\$500






Whoa!

Who will help lead &
Maintain the Garden



College Corps Fall 2025 Impact



Trees Planted



138

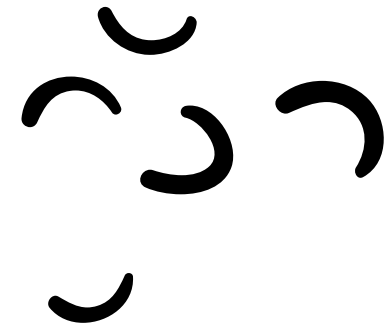
Plants Cared For

2,260

Garden Hours

608





**BE THE
MOVIMIENTO.**



Where will the Garden go?




6 Proposed Sites for Student Led Community Garden Projects

1) The "old garden" site near campus center building along far wall near the bookstore, successfully student led in collaboration with Culinary Program & MECHA for 3 years.

Administrative Services (former VP) stopped water support.



2) The stairway from campus center to student health center (former hand ball courts) adjacent to native garden & pond, perfect for container gardens and very under-utilized space on campus. Possible utilization of ancestral "tiered garden" methods.




3) The grassy area between Library & B100, under kept & perfect support for 360 pantry, providing healthy food in addition to the "processed foods" normally provided by food banks. Has ample sunlight and support could be coordinated with Library staff using the "patio" garden that staff currently maintain.


4) Area alongside the north end of greek theater before the walkway to sciences fenced path that leads to Botanical Garden, near the Planetarium door entrance. Lots of shady coverage for plants that need partial sun and is already a peaceful gathering spot for respite and quiet time.

5) Art building between Art gallery and Science building

6) STEM Center area (coordinate with them for precise area near the STEM Center)



Misuse of the Botannical Garden


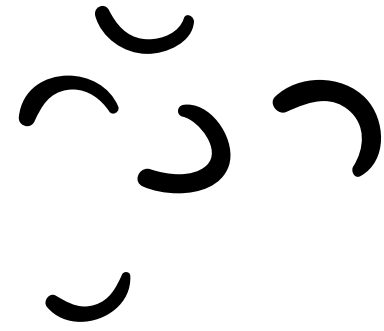


little to no maintnece (dead roots)



Invasive species competing





- **The botanical garden is currently underutilized but has strong potential to better serve students**
- **It could be expanded as a hands-on learning space for biology, sustainability, and food systems education**
- **There is an opportunity to collaborate across departments and student programs to support basic needs, student engagement, and wellness through the garden**





**What we are
asking for?**



Space to garden








Support from staff/ institution



Funding/ Sustainable Development





THANK YOU
Questions?

